

CORTEZ DIAGNOSTICS, INC.

23961 Craftsman Road, Suite E/F,
Calabasas, CA 91302 USA
Tel: (818) 591-3030 Fax: (818) 591-8383
E-mail: onestep@rapidtest.com
Web site: www.rapidtest.com

OneStep HBV 5 in 1 Panel RapiCard InstaTest

Cat. No. 118777-1

INTRODUCTION

The One Step Cassette Style HBV Test is a rapid test based on the principle of immunoassay combined with conjugated colloid gold technology. The HBV Test is a diagnostic device to detect the 5 markers associated with Hepatitis B infection.

SPECIMEN COLLECTION

For serum, collect blood into a container without anticoagulant. Allow the blood to clot and separate the serum from the clot. Use the serum for testing.

If the specimen cannot be tested on the day of collection, store the serum specimen in a refrigerator or freezer. Stir and bring the specimens to room temperature before testing. Do not freeze and thaw the specimen repeatedly.

TEST PROCEDURE

1. Remove the test kit from the pouch and place it horizontally on the desk. Use the test device as soon as possible..
2. Pipette 3 to 4 drops of serum in each sample well, read results after 15 minutes. It is important that the background is clear before the results are read.

Note: For weak positive, read results after 25 minutes but no longer than 30 minutes (Diagram 1)

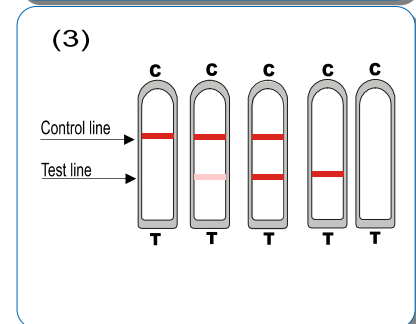
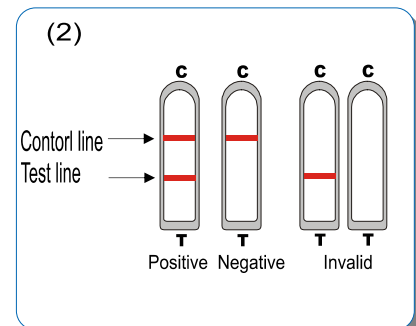
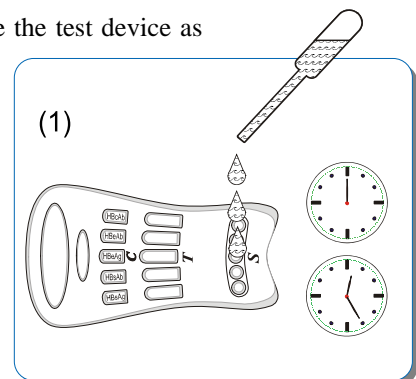
INTERPRETATION OF RESULTS

For HBsAg, HBsAb, HBeAg (Diagram 2)

- **Positive:** Colored bands appearing in both Control (C) and Test Region (T).
- **Negative:** Only one colored band appears in Control Region (C).
- **Invalid:** No band appearing in the control region (C) is an indicator of procedural error and/or the test reagent has been deteriorated. Specimen should be re-tested again. If problem persists, stop using products from this lot.

For HBeAb, HBcAb (Diagram 3)

- **Positive:** A Distinct colored band appearing in the Control Region (C).
- **Weak Positive:** Colored band appearing in Control Region (C) together with a faint colored band in Test Region (T).
- **Negative:** Two colored bands appearing in both Control (C) and Test Region (T).



- **Invalid:** No band appearing in the control region (C) is an indicator of procedural error and/or the test reagent has been deteriorated. Specimen should be re-tested again. If problem persists, stop using products from this lot.

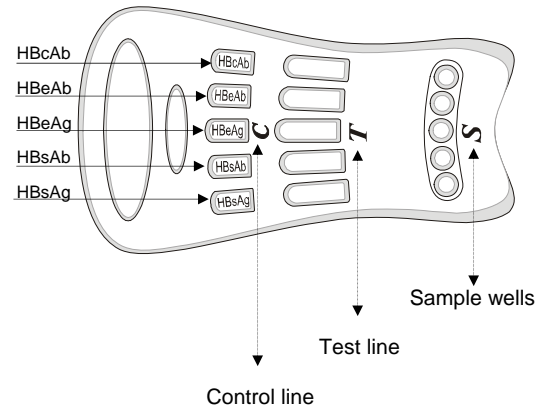
Positive Negative Invalid
Weak Positive

STORAGE AND STABILITY

The test kit can be stored at temperatures from 4°C to 30°C in the sealed pouch up to date of expiration. The test kit should be kept away from direct sunlight and moisture. Do not freeze the test kit.

PRECAUTION

1. For in vitro diagnostic use only.
2. Do not use test kit beyond the expiry date.
3. The test device should not be reused.
4. Urine specimens may be infectious; insure proper handling and dispose of all used reaction devices into a biohazard container.



CORTEZ DIAGNOSTICS, INC.

23961 Craftsman Road, Suite E/F,
Calabasas, CA 91302 USA

Tel: (818) 591-3030 Fax: (818) 591-8383

ISO 13485-2003

Revision Date: 6-5-06