



## CORTEZ DIAGNOSTICS, INC.


23961 Craftsman Road, Suite E/F,  
Calabasas, CA 91302 USA

Tel: (818) 591-3030 Fax: (818) 591-8383

E-mail: [onestep@rapidtest.com](mailto:onestep@rapidtest.com)

Web site: [www.rapidtest.com](http://www.rapidtest.com)



See external label  2°C-30°C



$\Sigma=25$  or 50 tests



Cat. #13070

### OneStep PSA RapiCard InstaTest Cat. No. 13070

#### INTRODUCTION

One Step PSA RapiCard Insta Test is a rapid direct binding test for the detection of Prostate Specific Antigen (PSA) in serum as an aid in the diagnosis of prostate cancer. The test is based on the principle of sandwich immunoassay for determination of PSA in serum. Monoclonal and polyclonal antibodies are employed to identify PSA specifically. This one step test is very sensitive and only takes about 10-20 minutes. The sensitivity of the test can reach to 4  $\mu\text{g/L}$ .

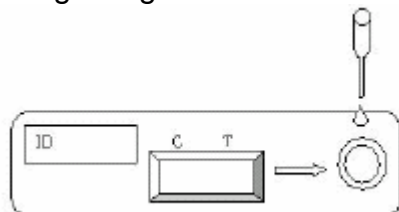
#### SPECIMEN COLLECTION

For serum, collect blood into a container without anticoagulant. Allow the blood to clot and separate the serum from the clot. Use the serum for testing.

If the specimen cannot be tested on the day of collection, store the serum specimen in a refrigerator or freezer. Bring the specimens to room temperature before testing. Do not freeze and thaw the specimen repeatedly.

#### TEST PROCEDURE

1. When you are ready to begin testing, open the sealed pouch by tearing along the notch. Remove the test from the pouch.



2. Draw 0.2ml (about 4 drops) sample into the pipette, and dispense it into the sample well on the cassette.

3. Wait 10-20 minutes and read results. Do not read results after 30 minutes.

#### INTERPRETATION OF RESULTS

$\frac{3}{4}$  **Negative:** Only one color band appears on the control region, or the test band is lighter than the control band. This indicates a PSA concentration less than 4  $\mu\text{g/L}$ .

$\frac{3}{4}$  **Positive:** In addition to a pink colored control (C) band, a distinct pink colored band will also appear in the test (T) region. The test band should be equal to or

darker than the control band. This indicates that the PSA concentration of the specimen has reached to or is greater than 4 µg/L. Please consult your physician to perform a much more detailed exam.

<sup>3</sup>/<sub>4</sub> **Invalid:** A total absence of color in both regions is an indication of procedure error and/or that the test reagent has deteriorated.

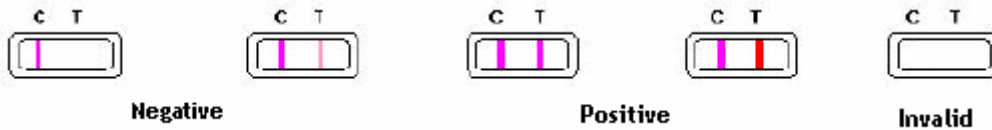
### STORAGE AND STABILITY

The test kits can be stored at room temperature (18 to 30°C) in the sealed pouch to the date of expiration.

The test kits should be kept away from direct sunlight, moisture and heat.

### PRECAUTION

1. For in vitro diagnostic use only.
2. Do not use test kit beyond the expiry date.
3. The test device should not be reused.



**CORTEZ DIAGNOSTICS, INC.**

23961 Craftsman Road, Suite E/F,  
Calabasas, CA 91302 USA

Tel: (818) 591-3030 Fax: (818) 591-8383

**ISO 13485-2003**

Revision Date: 6/30/06